



“COMBINATION PLAY”

Session Performed by Roberto Lopez, US Soccer National Staff Coach, Region II
Session conducted with Javanon Soccer Club's U-16 Boy's Team
Tuesday, April 15th, 2002, Oldham County High School
(Session documented by Fran Kulas, Director of Coach and Player Development,
Kentucky Youth Soccer Association)

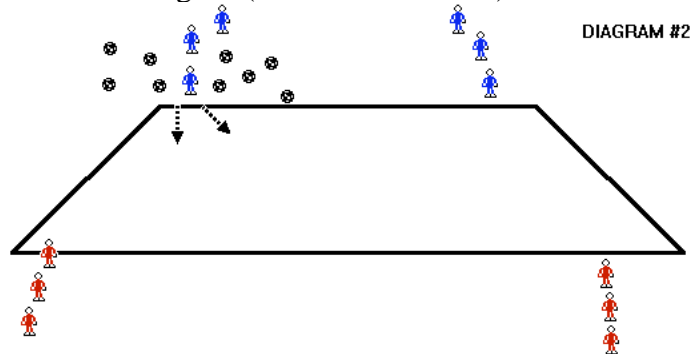


Coach Lopez takes a moment to address the Javanon U-16 Boy's team prior to the training session

Warm-Up – in groups of 3, one ball per group, players pass and move in a half of field. After every third pass, the group alternates executing wall passes, takeovers, overlaps, and double-passes.

Small Sided Play

Set-up – two groups of 6 in a space 15 yards by 15 yards. Each group divided into 2 groups of 3, in each side of the grid. (see DIAGRAM #2)



Explanation – one blue player plays the ball to one of the red players on the opposite side of the grid. When the ball is played, the player who plays it enters the field of play to become the defender. The red player who receives the ball from the blue player becomes the first attacker and another red player enters the field of play from the other side of the field, to create a 2 vs. 1 situation. A goal is scored when the team of two penetrates the opponent's goal line via a dribble.

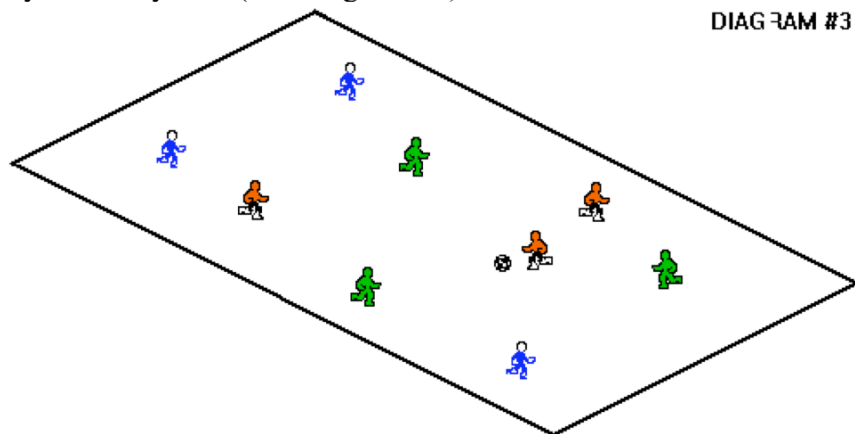
Coaching Points

- 1st attacker (player with ball) should dribble at the defender to get him to commit
- the action, or inaction of the defender, should dictate which form of combination play will be employed by the team of two
- 1st attacker should recognize when to use the 2nd attacker as a decoy and penetrate on his own

Progress this activity to 2 vs. 2

Match Related Activity #1

Set-Up – team divided into two equal groups of 9 players. Each group of 9 players is then divided into 3 groups of 3, each wearing a different color. Field spacing is approximately 30 x 25 yards. (see Diagram #3)



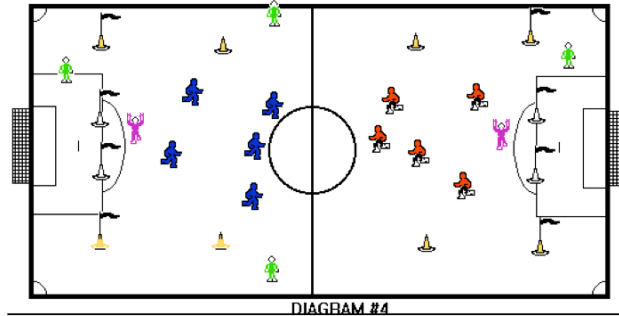
Explanation – Two teams compete in a possession game against one other color. When the team who was defending wins the ball, they now join the other team of 3 to possess against the team who turned the ball over to them.

Coaching Points

- should use numerical superiority to maintain possession
- combination play is an effective method for maintain possession

Match Related Activity #2

Set-Up- divide players into 3 equal teams, each with a different color. Two teams compete inside the field of play, with the 3rd team outside the field of play as targets. Spacing is approximately 18-18 yard box. (see diagram #4)



Explanation – target players can be used by the team in possession of the ball to help them combine to get in behind the opponent. Goals are scored in normal soccer fashion. Rotate the outside target players after 6 minutes of play.

Coaching Points

- Players must decipher between situations that are most advantageous to utilize the target players to get behind the opponent using combination play

Final Game

The group of players is then divided into two equal teams and normal 9 vs. 9 soccer is played with no restrictions.

Training Session concluded with light jogging cool down and stretch